

DV1™ Viscometer

The only budget QC viscometer in its class that offers continuous sensing and data display

What's Included?

- Instrument
- Lab Stand (Model G)
- 6 spindles (RV/HA/HB) or 4 spindles (LV)
- Carrying Case
- Spindle Guard Leg*
*Not applicable to HA or HB torque models

Optional Accessories

- Small Sample Adapter
- UL Adapter
- Thermosel
- Spiral Adapter
- DIN Adapter
- Helipath Stand with T-bar Spindles
- Wingather SQ Software
- RTD Temperature Probe
- Ball Bearing Suspension (RV/HA/HB)
- Magnetic Spindle Coupling System
- Quick Connect/Extension Links
- Viscosity Standards
- Protective Keypad Covers
- Dymo Printer
- RV/HA/HB-1 Spindle
- Quick Action Lab Stand
- Temperature Bath
- Vane Spindles



VISCOSITY RANGE cP(mPa·s)		SPEEDS (18 available)	
MODEL	Min.	Max.	RPM Number of Increments
DV1MLV	1*	2M	.3-100 18
DV1MRV	100	13M	.3-100 18
DV1MHA	200	26M	.3-100 18
DV1MHB	800	104M	.3-100 18

* Minimum ranges can be extended to as low as 1 cP with the use of Brookfield Accessories

** Standard torque range values

M = 1 million

cP = Centipoise

mPa·s = MilliPascal·seconds

DV1 Viscometer

Features

User Configuration Display

- User choice of most important parameter is displayed in larger font size
- Choice of static or scrolling display mode

Displayed Info:

- Viscosity (cP, P, mPa•s, Pa•s)
- % Torque
- Speed/Spindle
- Temperature (°C or °F) if RTD Temperature Probe is purchased

Choice of Multiple Languages

English, French, German, Portuguese, Russian, Spanish

USB PC Interface for use with optional Wingather SQ Software

18 Speeds provide great range capability

Optional RTD Temperature Probe DVP-94Y

Direct Access to time measurement function (time to torque, time to temperature, time to stop)

Accuracy: ±1.0% of range

Repeatability: ±0.2%

Temperature off-set capability to ±5°C

Automatic Range Calculation:

- Full Scale Range (FSR) at 100%
- Maximum viscosity measured with Spindle / Speed combination

Simplified User interface for more direct access to features

Printing to Dymo® Printer Capability

Streamlined Model G Base

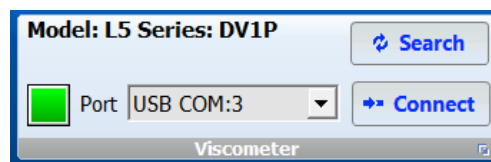
Wingather SQ Software (Optional)

Time-saving software that collects, analyzes, and records test data

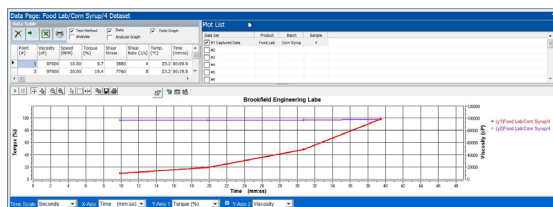
Wingather software provides an easy way to gather data and plot graphs while creating permanent test records.

Important features and benefits enhance operator versatility in performing viscosity tests:

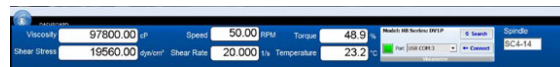
- Multiple test modes to enhance data collection
- Follow up events including analysis through math models that calculate yield
- Stress and plastic index
- Automatic sample numbering
- Data graphing of up to 20 data sets concurrently
- Data export to spreadsheet format



The DV1 Viscometer communicates to the PC through USB A port. The interface cable is supplied with Wingather SQ Software. Successful communication is indicated by a green light beside the port designation.



Data table and graph show test record at a glance.



Dashboard shows current test information.